


BATTERY|MATE®







Made for modular battery storage systems

Advantages

- IP30 in mated condition
- current-carrying capacity 200A/40°C
- rated voltage 1500V
- UL 4128 & UL 1973 compliant
- colored and mechanical coding
- visible locking
- operating temperature -40°C... + 140°C
- touch protection
- for cable 35mm² and 50mm²



Part numbers

Part number	Description	Picture
C040 C0FA035 070 1	Cable side plus, 35mm ²	
C040 C0FB035 070 1	Cable side minus, 35mm ²	
C040 C0FA050 070 1	Cable side plus, 50mm ²	
C040 C0FB050 070 1	Cable side minus, 50mm ²	
C040 S0CA000 070 1	Machine side plus	
C040 S0CB000 070 1	Machine side minus	

contacts included

Standards met

- **UL 1977:**
Standard for Component Connectors for Use in Data, Signal, Control and Power Applications
- **UL 4128:**
Outline of Investigation for Intercell and Intertier Connectors for Use in Electrochemical Battery System Applications
- **UL 1973:**
Standard for Batteries for Use in Stationary, Vehicle Auxiliary Power and Light Electric Rail (LER) Applications
- **UL 9540:**
Standard for Energy Storage Systems and Equipment

Technical Data

General Characteristics	
Number of poles	1
Termination technique	Machine side: screwcontacts Cable side: crimpcontacts
Wire gauge	35 mm ² / 50 mm ² AWG 1 / AWG 2
Diameter of contacts	7mm
Materials and Surfaces	
Flammability acc. to UL 94	V0
Contact	CuZn-alloy
Contact surface	silver
Plastic body	black RAL 9005 / red RAL 3001 material: PA GF
Climatic Characteristics	
Connector operating temperatures (without contact heating)	- 40°C ... + 140°C
IP sealing (mated)	IP 30
Electrical Characteristics	
Rated voltage	1500 V DC
Rated impulse voltage	10000 V (1,2/50µs)
Current carrying	200 A / 40°C
Degree of pollution	3
Insulation resistance	≥ 10 ⁸ Ω / 500 V
Contact resistance	< 0,5 mΩ * without cable
Mechanical Characteristics	
Mechanical life cycle	≥ 500 mating cycles
Insertion force	Min. 20 N Max. 125 N
Withdrawal force	Min. 20 N Max. 100 N

* Contact resistance of the complete system arises from the configuration of the complete system.