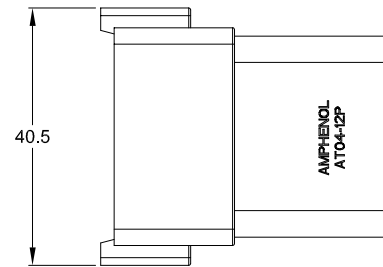
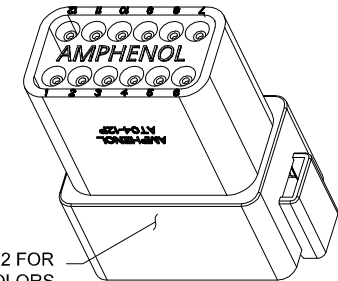
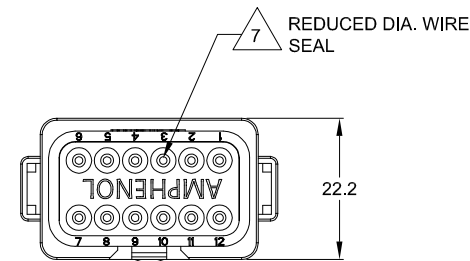
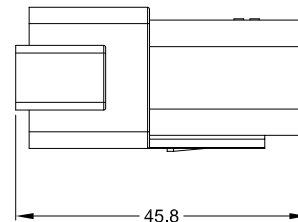
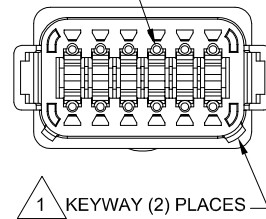


REVISIONS					
REV	ECO	DESCRIPTION	DATE	BY	APPR
A3	-	RELEASE NEW DRAWING FORMAT	24FEB14	ORION	-



REQUIRES CONTACT RETENTION WEDGE AW12P



NOTES: UNLESS OTHERWISE SPECIFIED

1 SEE SHEET 2 FOR KEY ARRANGEMENTS AND COLORS.

2. MATERIAL:  
HOUSING: THERMOPLASTIC  
SEAL: SILICONE RUBBER

3. MODIFICATIONS: N/A

4. SPECIFICATIONS:

- 4.1 CURRENT RATING: 13 AMPS
- 4.2 OPERATING TEMPERATURE: -55°C TO +125°C
- 4.3 DIELECTRIC WITHSTANDING VOLTAGE: LESS THAN 2 MILLIAMPS CURRENT LEAKAGE @ 1500 VOLTS AC.
- 4.4 INSULATION RESISTANCE: 1000 MEGOHMS MIN @ 25°C.
- 4.5 MOISTURE RESISTANCE: IP67 ( MATED CONDITION )
- 4.6 MATING CYCLE DURABILITY: 100 CYCLES
- 4.7 RoHS COMPLIANT

5. MATING PART: AT06-12SX\* PLUG  
( X = A,B,C,D KEYS; \* = MODIFICATIONS AND COLORS )

6. ALL DIMENSIONS ARE FOR REFERENCE USE ONLY.

7 CONTACT SIZE AND REAR SEAL WIRE RANGE:

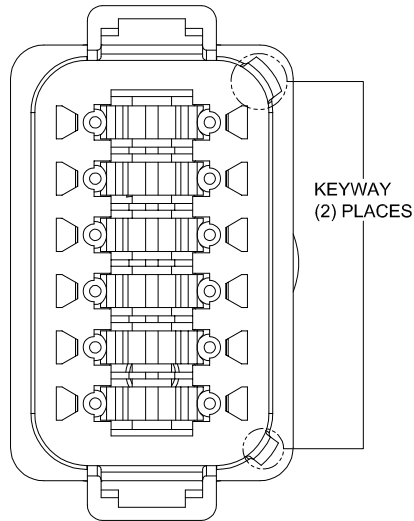
CONTACT SIZE	MIN. INSUL O.D.	MAX. INSUL O.D.	TYPICAL WIRE RANGE
16	2.24 mm (.088 in)	3.68 mm (.145 in)	14 - 20 AWG

SEE SHEET 2		DESCRIPTION		ITEM								
QUANTITY	PART NUMBER	MATERIALS LIST										
UNLESS OTHERWISE SPECIFIED 1) All dimensions are in metric (mm). 2) Tolerances are as follows: 1 PL DEC ±0.30 2 PL DEC ±0.15 3 PL DEC ±0.08 3) Note reference =		SIGNATURES DRAWN: ORION.LJ CHECKED: ENGINEER: APPROVAL: CUSTOMER:	DATE 24FEB14	<p><b>Amphenol</b></p> <p>Sine Systems - www.amphenol-sine.com 44724 Morley Drive Clinton Township, MI 48036</p> <p>RECEPTACLE, 12 PIN, AT SERIES, KEYED, SHORT</p>								
PROCESS SPECIFICATIONS: NEXT ASSY:		THIS DRAWING IS SUPPLIED FOR INFORMATION ONLY. DESIGN FEATURES, SPECIFICATIONS AND PERFORMANCE DATA SHOWN HEREON ARE THE PROPERTY OF THE AMPHENOL CORPORATION. NO RIGHTS OF REPRODUCTION ARE IMPLIED. ALL DIMENSIONS ARE SUBJECT TO NORMAL MANUFACTURING VARIATIONS.		<table border="1"> <tr> <td>SIZE</td> <td>TYPE</td> <td>DWG NO:</td> <td>REVISION</td> </tr> <tr> <td>B</td> <td>C-</td> <td>AT04-12PX-NESXX</td> <td>A3</td> </tr> </table>	SIZE	TYPE	DWG NO:	REVISION	B	C-	AT04-12PX-NESXX	A3
SIZE	TYPE	DWG NO:	REVISION									
B	C-	AT04-12PX-NESXX	A3									
SCALE: NONE		SHEET 1 OF 2										

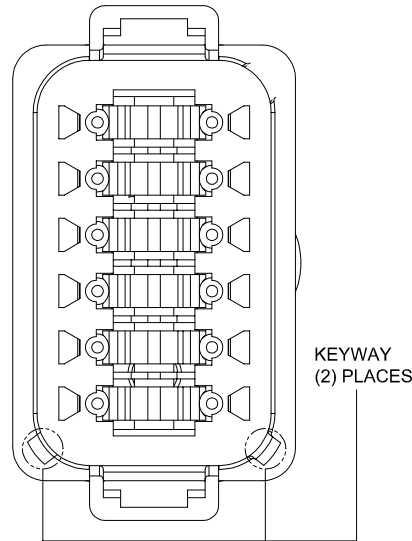
TITLE: RECEPTACLE, 12 PIN, AT SERIES, KEYED, SHORT  
DWG NO.: AT04-12PX-NESXX  
REV: A3  
SH: 1  
OF: 2

REVISIONS					
REV	ECO	DESCRIPTION	DATE	BY	APPR

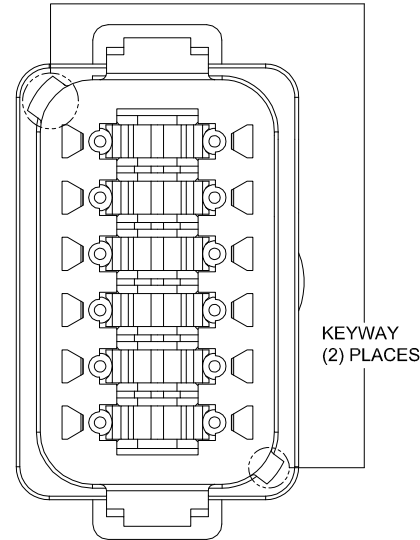
P/N AT04-12PA-NES  
KEY-A CONFIGURATION  
STANDARD COLOR: GREY



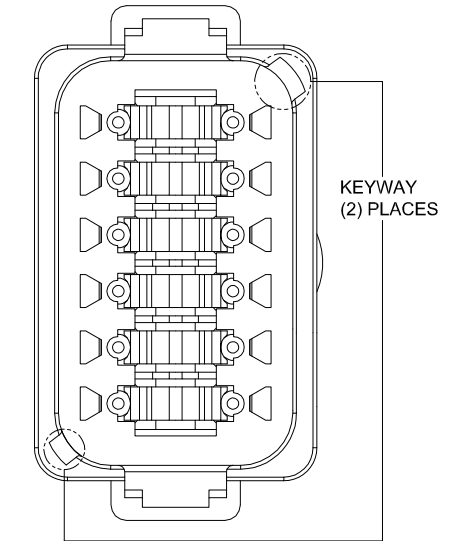
P/N AT04-12PB-NES  
KEY-B CONFIGURATION  
STANDARD COLOR: BLACK



P/N AT04-12PC-NES  
KEY-C CONFIGURATION  
STANDARD COLOR: GREEN



P/N AT04-12PD-NES  
KEY-D CONFIGURATION  
STANDARD COLOR: BROWN



KEY-A CONFIGURATION	
COLOR	PART NUMBER
<b>* GREY</b>	<b>AT04-12PA-NES</b>
BLACK	AT04-12PA-NBLK
GREEN	AT04-12PA-NGRN
BROWN	AT04-12PA-NBRN

KEY-B CONFIGURATION	
COLOR	PART NUMBER
GREY	AT04-12PB-NGRY
<b>* BLACK</b>	<b>AT04-12PB-NES</b>
GREEN	AT04-12PB-NGRN
BROWN	AT04-12PB-NBRN

KEY-C CONFIGURATION	
COLOR	PART NUMBER
GREY	AT04-12PC-NGRY
BLACK	AT04-12PC-NBLK
<b>* GREEN</b>	<b>AT04-12PC-NES</b>
BROWN	AT04-12PC-NBRN

KEY-D CONFIGURATION	
COLOR	PART NUMBER
GREY	AT04-12PD-NGRY
BLACK	AT04-12PD-NBLK
GREEN	AT04-12PD-NGRN
<b>* BROWN</b>	<b>AT04-12PD-NES</b>

NOTE:

AN ASTERISKS ( \* ) PLACED BEFORE THE COLOR DENOTES THE STANDARD MOLDED COLOR OF THE CONNECTORS SHOWN ABOVE.

OTHER COLORS SHOWN ARE AVAILABLE VIA SPECIAL ORDER.

TITLE: RECEPTACLE, 12 PIN, AT SERIES, KEYED, SHORT  
DWG NO.: AT04-12PX-NESXX  
REV: A3  
SH: 2  
OF: 2

QUANTITY	PART NUMBER	DESCRIPTION	ITEM
<b>MATERIALS LIST</b>			
UNLESS OTHERWISE SPECIFIED 1) All dimensions are in metric (mm). 2) Tolerances are as follows: 1 PL DEC ±0.30 2 PL DEC ±0.15 3 PL DEC ±0.08 3) Note reference =		SIGNATURES DATE DRAWN: ORION LI 24FEB14 CHECKED: ENGINEER: APPROVAL: CUSTOMER:	
MATERIAL SPECIFICATIONS:		<b>Amphenol</b> Sine Systems - www.amphenol-sine.com 44724 Morley Drive Clinton Township, MI 48036	
PROCESS SPECIFICATIONS:			
NEXT ASSY:		THIS DRAWING IS SUPPLIED FOR INFORMATION ONLY. DESIGN FEATURES, SPECIFICATIONS AND PERFORMANCE DATA SHOWN HEREON ARE THE PROPERTY OF THE AMPHENOL CORPORATION. NO RIGHTS OF REPRODUCTION ARE IMPLIED. ALL DIMENSIONS ARE SUBJECT TO NORMAL MANUFACTURING VARIATIONS.	
		SIZE: <b>B C-</b>	REVISION: <b>A3</b>
		SCALE: <b>NONE</b>	DWG NO: <b>AT04-12PX-NESXX</b>
		RECEPTACLE, 12 PIN, AT SERIES, KEYED, SHORT	
		SHEET 2 OF 2	