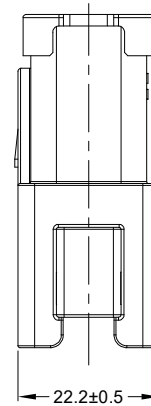
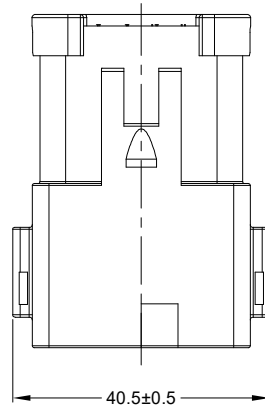
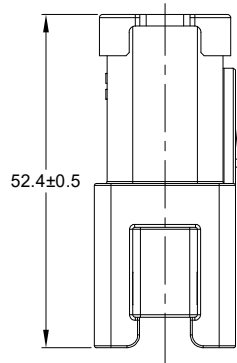
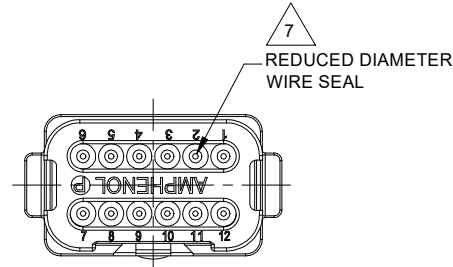
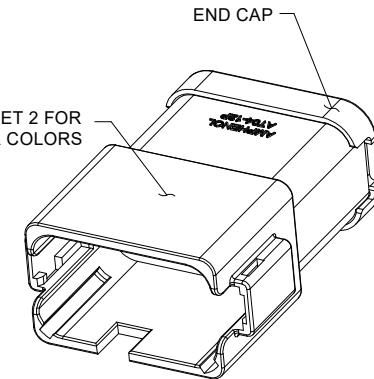


| REVISIONS | | | | | |
|-----------|--------|----------------------------|---------|-------|-------|
| REV | ECO | DESCRIPTION | DATE | BY | APPR |
| A3 | - | RELEASE NEW DRAWING FORMAT | 03JAN14 | JARRY | - |
| A4 | C1403S | UPDATE THE APPEARANCE | 11NOV21 | LOUIE | TOMMY |



1 REFER TO SHEET 2 FOR AVAILABLE CONNECTOR COLORS



NOTES: UNLESS OTHERWISE SPECIFIED

1 SEE SHEET 2 FOR KEY ARRANGEMENTS AND COLORS.

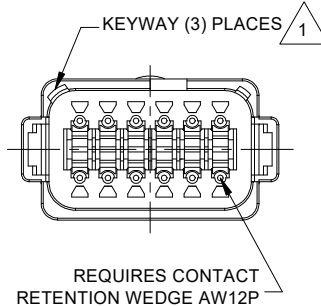
2. MATERIAL:
HOUSING: THERMOPLASTIC
SEAL: SILICONE RUBBER

3. MODIFICATIONS: END CAP;
REDUCED DIA. WIRE SEAL

4. SPECIFICATIONS:
4.1 CURRENT RATING: 13 AMPS
4.2 OPERATING TEMPERATURE: -55°C TO +125°C
4.3 DIELECTRIC WITHSTANDING VOLTAGE: LESS THAN 2 MILLIAMPS CURRENT LEAKAGE @ 1500 VOLTS AC.
4.4 INSULATION RESISTANCE: 1000 MEGOHMS MIN @ 25°C.
4.5 MOISTURE RESISTANCE: IP69K&IP68 (1M OF WATER FOR A PERIOD OF 24 HOURS, MATED CONDITION)
4.6 MATING CYCLE DURABILITY: 100 CYCLES
4.7 RoHS COMPLIANT

5. MATING PART: AT06-12SX* PLUG
(X = A,B,C,D KEYS; * = MODIFICATIONS AND COLORS)

6. ALL DIMENSIONS ARE FOR REFERENCE USE ONLY.



7 CONTACT SIZE AND REAR SEAL WIRE RANGE:

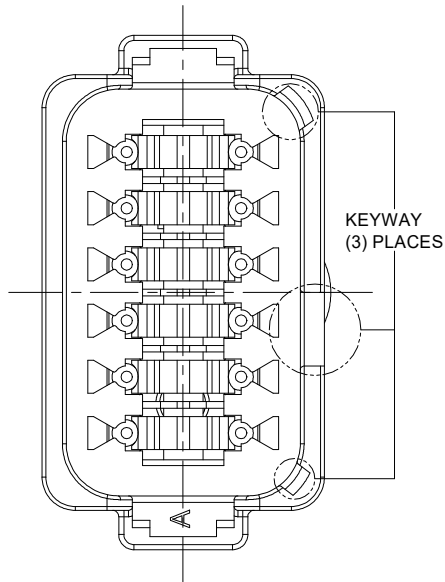
| CONTACT SIZE | MIN. INSUL O.D. | MAX. INSUL O.D. | TYPICAL WIRE RANGE |
|--------------|-------------------|-------------------|--------------------|
| 16 | 1.35 mm (.053 in) | 3.05 mm (.120 in) | 14 - 20 AWG |

| SEE SHEET 2 | | PART NUMBER | | DESCRIPTION | | ITEM |
|--|--|-------------------------|--|---|--|---|
| QUANTITY | | MATERIALS LIST | | <p>REF: DT04-12PA-CE07 - DT04-12PB-CE07 - DT04-12PC-CE07 - DT04-12PD-CE07 - DT04-12PA-CE03 - DT04-12PA-BED4</p> <h1>Amphenol</h1> <p>Sine Systems - www.amphenol-sine.com 44724 Morley Drive Clinton Township, MI 48036</p> <p>RECEPTACLE, 12 PIN, AT SERIES, KEYED REDUCED DIAMETER WIRE SEAL, END CAP</p> | | |
| UNLESS OTHERWISE SPECIFIED | | SIGNATURES | | DATE | | <p>SIZE: B C- DWG NO: AT04-12PX-MMXXX REVISION: A4</p> <p>SCALE: NONE</p> |
| 1) All dimensions are in metric(mm). | | DRAWN: LOUIE | | 11NOV21 | | |
| 2) Tolerances are as follows: | | CHECKED: ORION | | 12NOV21 | | |
| 1 PL DEC ±0.30 2 PL DEC ±0.15 3 PL DEC ±0.08 | | ENGINEER: | | TOMMY | | |
| 3) Note reference = 1 | | APPROVAL: | | 15NOV21 | | <p>THIS DRAWING IS SUPPLIED FOR INFORMATION ONLY. DESIGN FEATURES, SPECIFICATIONS AND PERFORMANCE DATA SHOWN HEREON ARE THE PROPERTY OF THE AMPHENOL CORPORATION. NO RIGHTS OF REPRODUCTION ARE IMPLIED. ALL DIMENSIONS ARE SUBJECT TO NORMAL MANUFACTURING VARIATIONS.</p> |
| MATERIAL SPECIFICATIONS: | | CUSTOMER: | | | | |
| WEIGHT: 18.8g | | PROCESS SPECIFICATIONS: | | | | |
| NEXT ASSY: | | NEXT ASSY: | | NEXT ASSY: | | SHEET 1 OF 2 |

TITLE: RECEPT 12 PIN AT SERIES REDUCED DIA WIRE SEAL END CAP
DWG NO: AT04-12PX-MMXXX
REV: A4
SH: 1
OF: 2

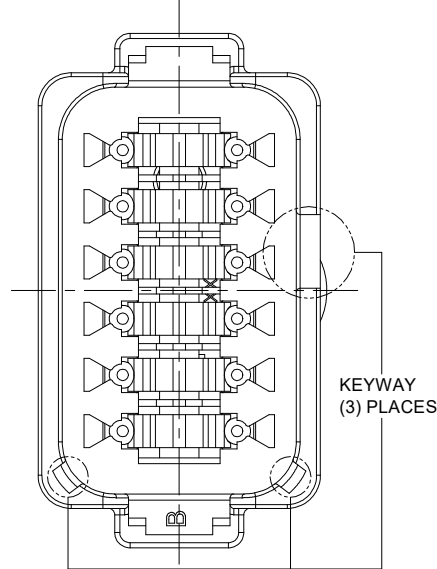
| REVISIONS | | | | | |
|-----------|--------|----------------------------|---------|-------|-------|
| REV | ECO | DESCRIPTION | DATE | BY | APPR |
| A3 | - | RELEASE NEW DRAWING FORMAT | 03JAN14 | JARRY | - |
| A4 | C1403S | UPDATE THE APPEARANCE | 11NOV21 | LOUIE | TOMMY |

P/N AT04-12PA-MM01
KEY-A CONFIGURATION
STANDARD COLOR: GREY



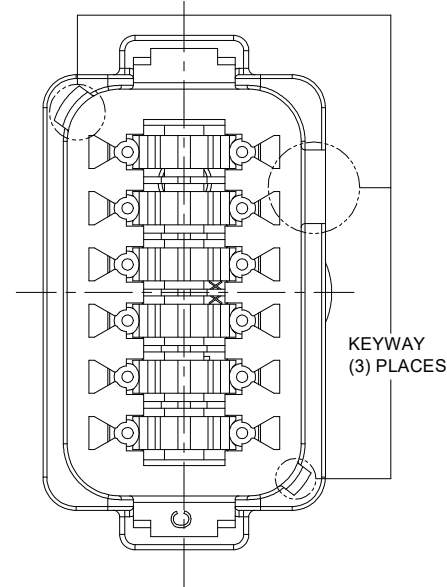
| KEY-A CONFIGURATION | |
|---------------------|-----------------------|
| COLOR | PART NUMBER |
| * GREY | AT04-12PA-MM01 |
| BLACK | AT04-12PA-MMBLK |
| GREEN | AT04-12PA-MMGRN |
| BROWN | AT04-12PA-MMBRN |

P/N AT04-12PB-MM01
KEY-B CONFIGURATION
STANDARD COLOR: BLACK



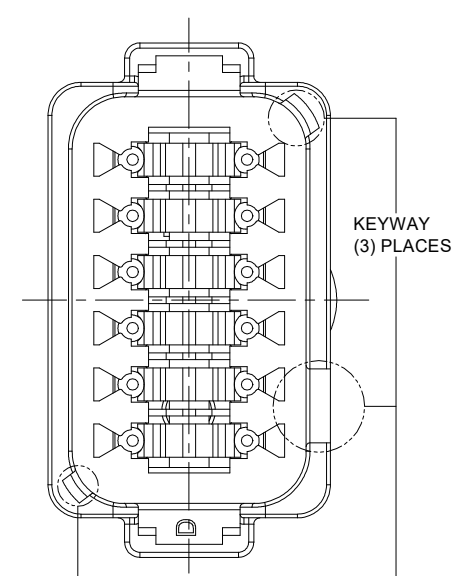
| KEY-B CONFIGURATION | |
|---------------------|-----------------------|
| COLOR | PART NUMBER |
| GREY | AT04-12PB-MMGRY |
| * BLACK | AT04-12PB-MM01 |
| GREEN | AT04-12PB-MMGRN |
| BROWN | AT04-12PB-MMBRN |

P/N AT04-12PC-MM01
KEY-C CONFIGURATION
STANDARD COLOR: GREEN



| KEY-C CONFIGURATION | |
|---------------------|-----------------------|
| COLOR | PART NUMBER |
| GREY | AT04-12PC-MMGRY |
| BLACK | AT04-12PC-MMBLK |
| * GREEN | AT04-12PC-MM01 |
| BROWN | AT04-12PC-MMBRN |

P/N AT04-12PD-MM01
KEY-D CONFIGURATION
STANDARD COLOR: BROWN



| KEY-D CONFIGURATION | |
|---------------------|-----------------------|
| COLOR | PART NUMBER |
| GREY | AT04-12PD-MMGRY |
| BLACK | AT04-12PD-MMBLK |
| GREEN | AT04-12PD-MMGRN |
| * BROWN | AT04-12PD-MM01 |

NOTE:

AN ASTERISKS (*) PLACED BEFORE THE COLOR DENOTES THE STANDARD MOLDED COLOR OF THE CONNECTORS SHOWN ABOVE.

OTHER COLORS SHOWN ARE AVAILABLE VIA SPECIAL ORDER.

| QUANTITY | PART NUMBER | DESCRIPTION | ITEM |
|--|-------------|---|------------------------------|
| MATERIALS LIST | | | |
| UNLESS OTHERWISE SPECIFIED 1) All dimensions are in metric(mm). 2) Tolerances are as follows: 1 PL DEC ±0.30 2 PL DEC ±0.15 3 PL DEC ±0.08 Fractions ±1/64 Angles ±1° 3) Note reference = | | SIGNATURES DATE DRAWN: LOUIE 11NOV21 CHECKED: ORION 12NOV21 ENGINEER: APPROVAL: TOMMY 15NOV21 CUSTOMER: | |
| MATERIAL SPECIFICATIONS: | | <div style="text-align: center;"> <h1>Amphenol</h1> <p>Sine Systems - www.amphenol-sine.com 44724 Morley Drive Clinton Township, MI 48036</p> </div> | |
| WEIGHT: 18.8g | | | |
| PROCESS SPECIFICATIONS: | | RECEPTACLE, 12 PIN, AT SERIES, KEYED REDUCED DIAMETER WIRE SEAL, END CAP THIS DRAWING IS SUPPLIED FOR INFORMATION ONLY. DESIGN FEATURES, SPECIFICATIONS AND PERFORMANCE DATA SHOWN HEREON ARE THE PROPERTY OF THE AMPHENOL CORPORATION. NO RIGHTS OF REPRODUCTION ARE IMPLIED. ALL DIMENSIONS ARE SUBJECT TO NORMAL MANUFACTURING VARIATIONS. | |
| NEXT ASSY: | | SIZE TYPE DWG NO. B C- AT04-12PX-MMXXX A4 | REVISION A4 |
| | | SCALE: NONE | SHEET 2 OF 2 |

TITLE: RECEPTACLE, 12 PIN, AT SERIES, KEYED, REDUCED DIA. WIRE SEAL, END CAP DWG NO.: AT04-12PX-MMXXX REV: A4 SH: 2 OF: 2