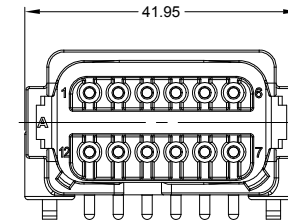
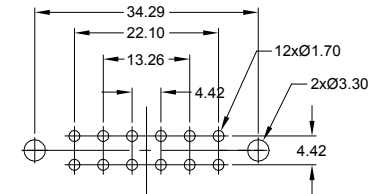
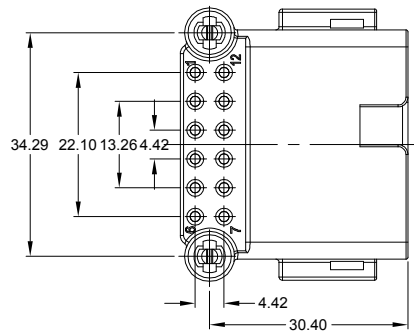


REVISIONS					
REV	ECO	DESCRIPTION	DATE	BY	APPR
A1	-	RELEASE	02JUL2018	JAH	
A2	-	UPDATE DRAWING	25/MAR/19	BROOK	TOMMY



NOTES: UNLESS OTHERWISE SPECIFIED

- SEE SHEET 2 FOR KEY ARRANGEMENTS AND COLORS.
- MATERIAL:**
HOUSING: THERMOPLASTIC; COLOR: SEE SHEET 2
CONTACT: COPPER ALLOY
PLATING: NICKEL UNDERPLATE
SEE CHART FOR OVERALL FINISH
- MODIFICATIONS:** RIGHT ANGLE PCB MOUNT, SNAP FIT
- SPECIFICATIONS:**
 - CURRENT RATING: 13 AMPS
 - OPERATING TEMPERATURE: -55°C TO +125°C
 - DIELECTRIC WITHSTANDING VOLTAGE: LESS THAN 2 MILLIAMPS CURRENT LEAKAGE @ 1500 VOLTS AC.
 - INSULATION RESISTANCE: 1000 MEGOHMS MIN @ 25°C.
 - MOISTURE RESISTANCE: IP67 (MATED CONDITION)
 - MATING CYCLE DURABILITY: 100 CYCLES
 - RoHS COMPLIANT
- MATING PART:** AT06-12SX* PLUG
(X = A,B,C,D KEYS; * = MODIFICATIONS AND COLORS)
- ALL DIMENSIONS ARE FOR REFERENCE USE ONLY.**



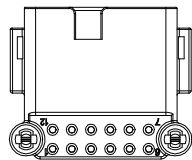
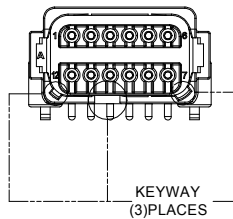
RECOMMENDED PCB LAYOUT

SEE PART NUMBER CHART		DESCRIPTION		ITEM
QUANTITY	PART NUMBER	MATERIALS LIST		
UNLESS OTHERWISE SPECIFIED				
1) All dimensions are in metric (mm).				
2) Tolerances are as follows:				
1 PL DEC ±0.30 Fractions ±1/64				
2 PL DEC ±0.15 Angles ±1°				
3 PL DEC ±0.08				
3) Note reference =				
MATERIAL SPECIFICATIONS:		SIGNATURES		DATE
PROCESS SPECIFICATIONS:		DRAWN: BROOKING		25MAR/19
NEXT ASSY:		CHECKED: ORICLI		25MAR/19
		ENGINEER:		
		APPROVAL: TOMMY.XIE		25MAR/19
		CUSTOMER:		
		THIS DRAWING IS SUPPLIED FOR INFORMATION ONLY. DESIGN FEATURES, SPECIFICATIONS AND PERFORMANCE DATA SHOWN HEREON ARE THE PROPERTY OF THE AMPHENOL CORPORATION. NO RIGHTS OF REPRODUCTION ARE IMPLIED. ALL DIMENSIONS ARE SUBJECT TO NORMAL MANUFACTURING VARIATIONS.		
		<p style="text-align: center;">Amphenol</p> <p style="text-align: center;">Sine Systems - www.amphenol-sine.com 44724 Morley Drive Clinton Township, MI 48036</p>		
		RIGHT ANGLE RECEPTACLE, AT 12 PIN, SNAP FIT, BOARD MOUNT		
		SIZE	TYPE	DWG NO:
		B C-	ATF-13-12PX-BM0X	A2
		SCALE	NONE	
		SHEET 1 OF 1		

TITLE: RIGHT ANGLE RECEPT, AT 12 PIN, SNAP FIT, BOARD MOUNT
DWG NO: ATF-13-12PX-BM0X
REV: A2
SH: 1
OF: 2

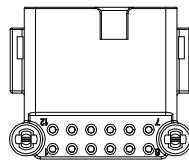
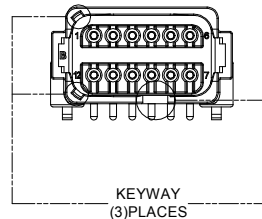
REVISIONS					
REV	ECO	DESCRIPTION	DATE	BY	APPR
A1	-	RELEASE	02JUL2018	JAH	
A2	-	UPDATE DRAWING	25/MAR/19	BROOK	TOMMY

P/N ATF13-12PA-BM0X
KEY-A CONFIGURATION
STANDARD COLOR: GREY



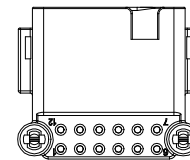
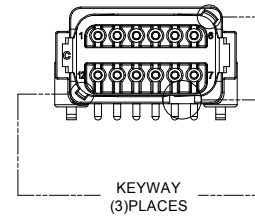
ATF13-12PA-BM0X VARIANTS	
CONTACT PLATING	PART NUMBER
GOLD	ATF13-12PA-BM01
TIN	ATF13-12PA-BM03

P/N ATF13-12PB-BM0X
KEY-B CONFIGURATION
STANDARD COLOR: BLACK



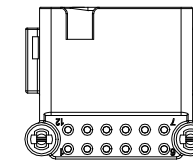
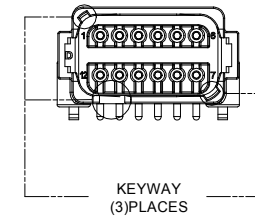
ATF13-12PB-BM0X VARIANTS	
CONTACT PLATING	PART NUMBER
GOLD	ATF13-12PB-BM01
TIN	ATF13-12PB-BM03

P/N ATF13-12PC-BM0X
KEY-C CONFIGURATION
STANDARD COLOR: GREEN



ATF13-12PC-BM0X VARIANTS	
CONTACT PLATING	PART NUMBER
GOLD	ATF13-12PC-BM01
TIN	ATF13-12PC-BM03

P/N ATF13-12PD-BM0X
KEY-D CONFIGURATION
STANDARD COLOR: BROWN



ATF13-12PD-BM0X VARIANTS	
CONTACT PLATING	PART NUMBER
GOLD	ATF13-12PD-BM01
TIN	ATF13-12PD-BM03

SEE PART NUMBER CHART		DESCRIPTION		ITEM
QUANTITY	PART NUMBER			
MATERIALS LIST				
UNLESS OTHERWISE SPECIFIED 1) All dimensions are in metric(mm). 2) Tolerances are as follows: 1 PL DEC ±0.30 2 PL DEC ±0.15 3 PL DEC ±0.08 Fractions ±1/64 Angles ±1° 3) Note reference =		SIGNATURES DATE DRAWN: BROOKDING 25MAR/19 CHECKED: ORIONLI 25MAR/19 ENGINEER: APPROVAL: TOMMY.XIE 25MAR/19 CUSTOMER:		 Sine Systems - www.amphenol-sine.com 44724 Morley Drive Clinton Township, MI 48036
MATERIAL SPECIFICATIONS: PROCESS SPECIFICATIONS: NEXT ASSY:		THIS DRAWING IS SUPPLIED FOR INFORMATION ONLY. DESIGN FEATURES, SPECIFICATIONS AND PERFORMANCE DATA SHOWN HEREON ARE THE PROPERTY OF THE AMPHENOL CORPORATION. NO RIGHTS OF REPRODUCTION ARE IMPLIED. ALL DIMENSIONS ARE SUBJECT TO NORMAL MANUFACTURING VARIATIONS.		RIGHT ANGLE RECEPTACLE, AT 12 PIN, SNAP FIT, BOARD MOUNT SIZE TYPE DWG NO: REVISION B C- ATF13-12PX-BM0X A2 SCALE NONE SHEET 2 OF 2

TITLE: RIGHT ANGLE RECEPT, AT 12PIN, SNAP FIT, BOARD MOUNT
DWG NO.: ATF13-12PX-BM0X
REV: A2
SH: 2
OF: 2