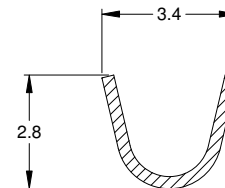
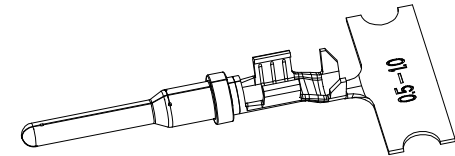
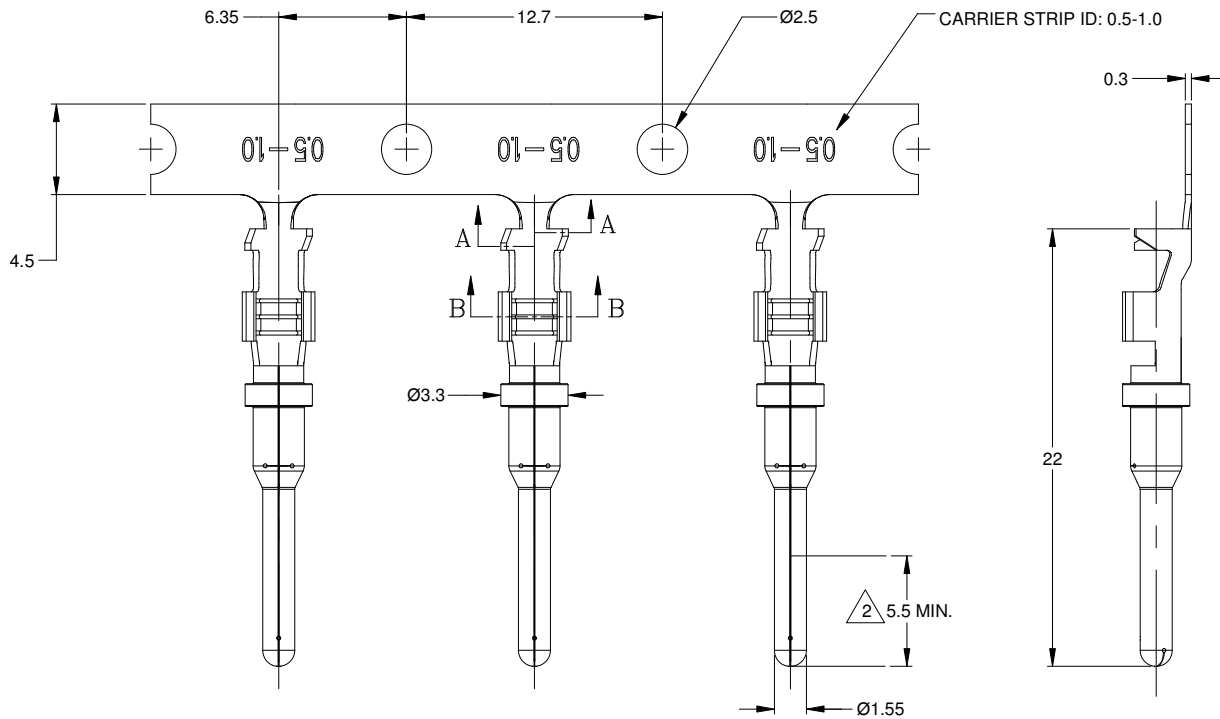
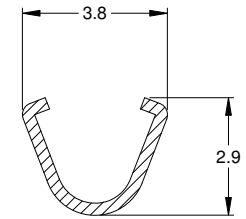


REVISIONS					
REV	ECO	DESCRIPTION	DATE	BY	APPR
A3	-	RELEASE NEW DWG FORMAT	21OCT13	DRP	-
A4	-	REVISED PLATING INFO	16JUN/16	JAH	-



SECTION A-A
SCALE - 2:1



SECTION B-B
SCALE - 2:1

NOTES: UNLESS OTHERWISE SPECIFIED

1. MATERIAL: COPPER ALLOY
2. PLATING: SEE PART NUMBER CHART
*FOR GOLD PLATED CONTACTS: SELECTIVE GOLD FLASH IN CONTACT ZONE ONLY.
3. CONTACT SIZE: 16
4. SPECIFICATIONS:
 - 4.1 CURRENT RATING: 13 AMPS
 - 4.2 CONTACT MILLIVOLT DROP: 100 MILLIVOLT DROP @ 13 AMP TEST CURRENT.
 - 4.3 RoHS COMPLIANT
5. RECOMMENDED WIRE RANGE: 18 - 20 AWG
6. PACKAGE: 4000 PCS/REEL
7. AVAILABLE APPLICATORS: MFX-3950-K OR MFX-3950-S
8. ALL DIMENSIONS ARE FOR REFERENCE USE ONLY



PART NUMBER CHART	
PLATING	PART NUMBERS
NICKEL	AT60-16-0622
GOLD	AT60-16-0644

SEE PART NUMBER CHART		DESCRIPTION		ITEM
QUANTITY	PART NUMBER	MATERIALS LIST		
UNLESS OTHERWISE SPECIFIED: 1) All dimensions are in metric (mm). 2) Tolerances are as follows: 1 PL DEC ±0.30 Fractions ±1/64 2 PL DEC ±0.15 Angles ±1° 3 PL DEC ±0.08 3) Note reference =		SIGNATURES	DATE	<h1>Amphenol</h1> <p>Sine Systems - www.amphenol-sine.com 44724 Morley Drive Clinton Township, MI 48036</p>
MATERIAL SPECIFICATIONS:		DRAWN: DPARKS	21OCT13	
PROCESS SPECIFICATIONS:		CHECKED:	ENGINEER:	
NEXT ASSY:		APPROVAL:	CUSTOMER:	
THIS DRAWING IS SUPPLIED FOR INFORMATION ONLY. DESIGN FEATURES, SPECIFICATIONS AND PERFORMANCE DATA SHOWN HEREON ARE THE PROPERTY OF THE AMPHENOL CORPORATION. NO RIGHTS OF REPRODUCTION ARE IMPLIED. ALL DIMENSIONS ARE SUBJECT TO NORMAL MANUFACTURING VARIATIONS.		CONTACT - PIN, STAMPED, SIZE 16, 18-20 AWG, AT & AHD-9 SERIES		SIZE: B C- TYPE: AT60-16-06XX DWG NO: A4
SCALE: NONE		SHEET 1 OF 1		

TITLE: PIN, STAMPED, SIZE 16, 18-20 AWG, AT & AHD-9 SERIES
DWG NO: AT60-16-06XX
REV: A4
SH: 1
OF: 1