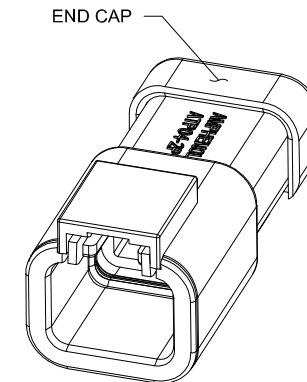
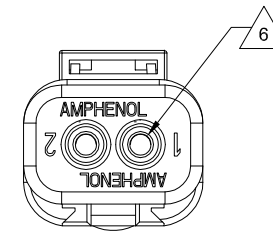
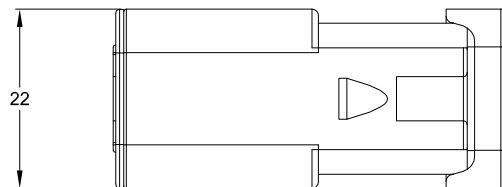
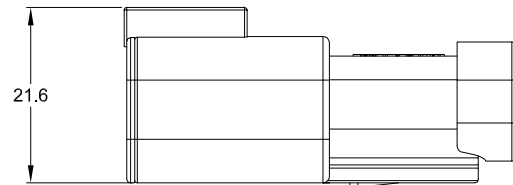
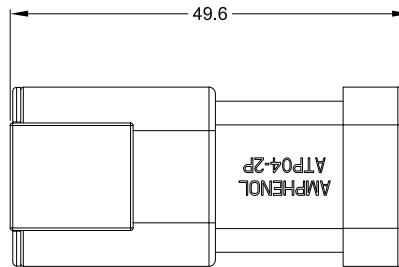
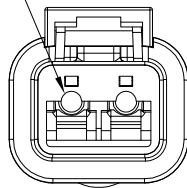


REVISIONS					
REV	ECO	DESCRIPTION	DATE	BY	APPR
A3	-	RELEASE NEW DWG FORMAT	18/OCT/13	DRP	-



REQUIRES CONTACT  
RETENTION WEDGE  
AWP-2P



**NOTES: UNLESS OTHERWISE SPECIFIED**

1. MATERIAL:  
HOUSING: THERMOPLASTIC  
SEAL: SILICONE RUBBER
2. MODIFICATIONS: END CAP
3. SPECIFICATIONS:
  - 3.1 CURRENT RATING: 25 AMPS
  - 3.2 OPERATING TEMPERATURE: -55°C TO +125°C
  - 3.3 DIELECTRIC WITHSTANDING VOLTAGE: LESS THAN 2 MILLIAMPS CURRENT LEAKAGE @ 1500 VOLTS AC.
  - 3.4 INSULATION RESISTANCE: 1000 MEGOHMS MIN @ 25°C.
  - 3.5 MOISTURE RESISTANCE: IP67 ( MATED CONDITION )
  - 3.6 MATING CYCLE DURABILITY: 100 CYCLES
  - 3.7 RoHS COMPLIANT

4. MATING PART: ATP06-2S\* PLUG.  
(\* = MODIFICATIONS AND COLORS )

5. ALL DIMENSIONS ARE FOR REFERENCE USE ONLY.

△ CONTACT SIZE AND REAR SEAL WIRE RANGE:

CONTACT SIZE	MIN. INSUL O.D.	MAX. INSUL O.D.	TYPICAL WIRE RANGE
12	3.40 mm (.134 in)	4.95 mm (.195 in)	10 - 14 AWG

PART NUMBER CHART	
COLOR	PART NUMBER
GREY	ATP04-2P-EC01
BLACK	ATP04-2P-EC01BK

STANDARD MOLDED COLOR IS GREY. ADDITIONAL COLOR ( BLACK ) IS AVAILABLE VIA SPECIAL ORDER.

SEE PART NUMBER CHART		DESCRIPTION		ITEM
QUANTITY	PART NUMBER	MATERIALS LIST		
UNLESS OTHERWISE SPECIFIED 1) All dimensions are in metric (mm). 2) Tolerances are as follows: 1 PL DEC ±0.30 2 PL DEC ±0.15 3 PL DEC ±0.08 Fractions ±1/64 Angles ±1°		SIGNATURES		DATE
DRAWN: D.PARKS		18/OCT/13		
CHECKED:		ENGINEER:		
APPROVAL:		CUSTOMER:		
MATERIAL SPECIFICATIONS:		THIS DRAWING IS SUPPLIED FOR INFORMATION ONLY. DESIGN FEATURES, SPECIFICATIONS AND PERFORMANCE DATA SHOWN HEREON ARE THE PROPERTY OF THE AMPHENOL CORPORATION. NO RIGHTS OF REPRODUCTION ARE IMPLIED. ALL DIMENSIONS ARE SUBJECT TO NORMAL MANUFACTURING VARIATIONS.		
PROCESS SPECIFICATIONS:		SIZE	TYPE	DWG NO:
NEXT ASSY:		B C-	ATP04-2P-EC01XX	A3
		SCALE:	NONE	SHEET 1 OF 1

TITLE: RECEPTACLE, 2 PIN, ATP SERIES, END CAP MODIFICATION  
DWG NO: ATP04-2P-EC01XX  
REV: A3  
SH: 1  
OF: 1