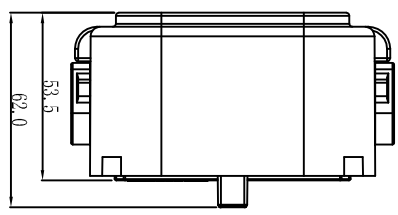
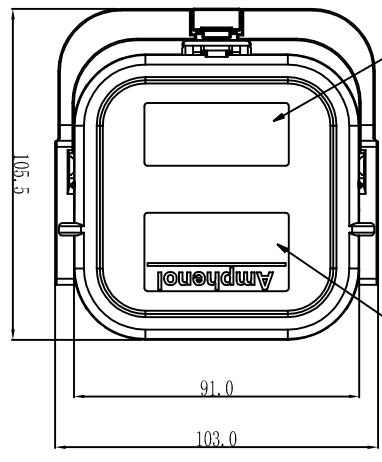
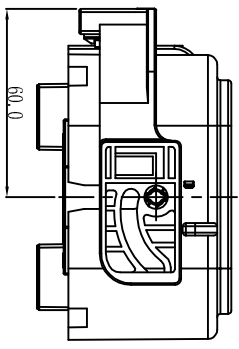
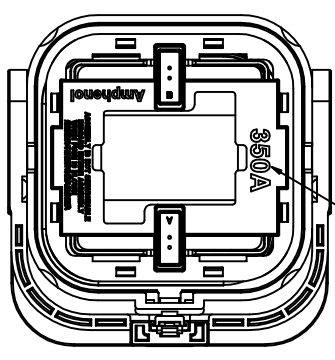


REV	ECN	DESCRIPTION	DATE	MODIFIED
A		PRE-RELEASE	03-08-14	JACK.D

LEVER IN
 激光印字区
 锁紧后手柄位置
 标识禁区



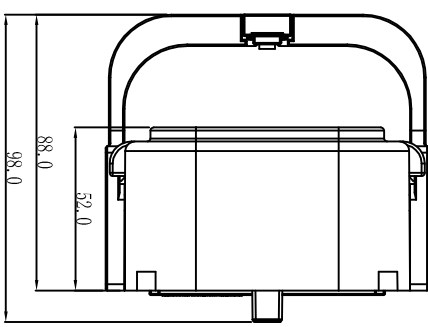
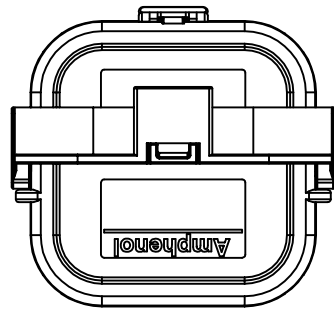
激光印字随熔断器规格变化, 如①表格内内容。



详细组装图纸规格参数参照: MSD-ASSEMBLING

熔断器规格 MARKING 印字(熔断器规格)	200A	250A	315A	350A 建议使用	400A	450A	500A	550A 建议使用	630A	SHUNT 铜棒
①	200A	250A	315A	350A 建议使用	400A	450A	500A	550A 建议使用	630A	SHUNT 铜棒

LEVER IN
 PRE-STAGE POSITION
 预紧时手柄位置



NOTES:
 1 INNER HOUSING MAY BE ASSEMBLED ROTATED 180° FROM AS SHOW
 内部插芯实际装配有可能与图纸相差180度
 2 SHUNT MEANS NO FUSE USE TERMINALS DIRECTLY
 型号SHUNT没有熔断器, 直接用铜棒连接, 起开关作用。
 3 合上锁死后, 防水防尘等级IP67
 4. 使用方式详见MSD操作说明文件

DIMENSIONS	ANSI Y14.5M UNITS: MM P-o/E FILE	TOLERANCES	.X .XX ANGLES ±1	PROJECTION	Amphenol Pcd Shenzhen ENGR JACK.D	TITLE	MSD PLUG ASSEMBLY
ORIGINAL NOT FOR CUSTOMER DISTRIBUTION		THIS DOCUMENT CONTAINS PROPRIETARY INFORMATION WHICH IS THE CONFIDENTIAL PROPERTY OF AMPHENOL PCD SHENZHEN			CHKD APPD	SIZE A3	DWG NO. MSD-M-XXXX
						CODE: 58982	SCALE: 35
						SHEET 1	OF 1