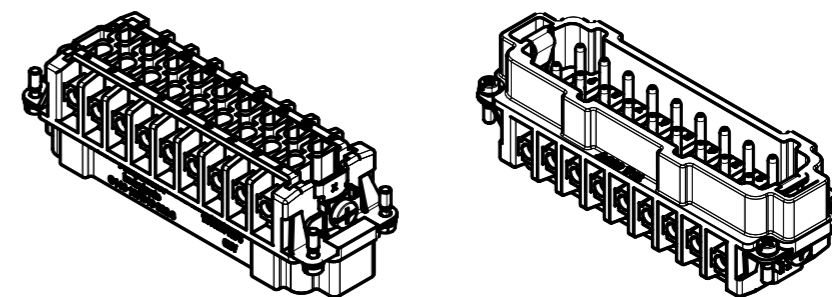
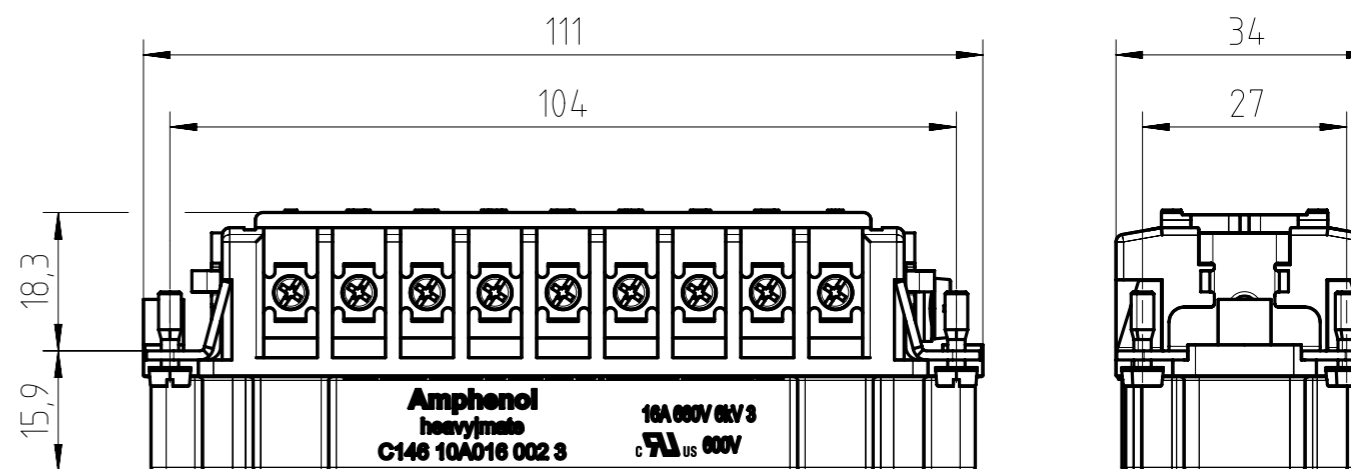
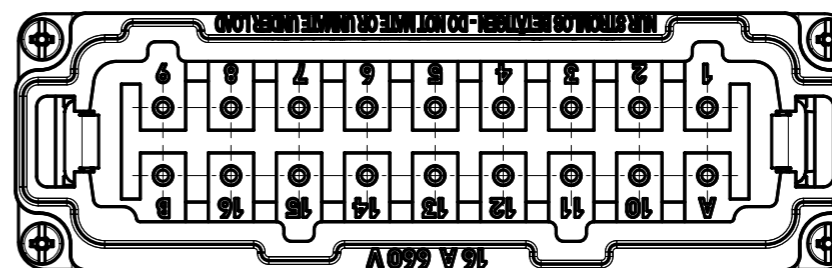


General Characteristics	Standard	Value
number of contacts		16 + 2 + PE
mating contacts (delayed mating)		A, B
working contacts		1 - 16
termination technique		screw
wire gauge		0,5 mm <sup>2</sup> - 2,5 mm <sup>2</sup> AWG 20 - AWG 14
max. insulation diameter		4,6 mm
stripping length		6 +0,5 mm
flammability	UL 94	V-0
Electrical Characteristics	Standard	Value
rated voltage	IEC 60664-1	660 V (UL/CSA 600 V)
pollution degree	IEC 60664-1	3
installation (overvoltage) category	IEC 60664-1	3
material group	IEC 60664-1	2
rated impulse withstand voltage	IEC 60664-1	6 kV
rated current T <sub>amb</sub> = 40 °C		16 A
current carrying capacity	IEC 60512-5-2	see derating curve
contact resistance	IEC 60512-2-1	≤ 5 mΩ
insulation resistance	IEC 60512-3-1	≥ 10 <sup>10</sup> Ω
Climatical Characteristics	Standard	Value
climatic category	IEC 60068-1	40 / 125 / 21
upper temperature	IEC 60512-11-9	+125 °C
lower temperature	IEC 60512-11-10	-40 °C
Mechanical Characteristics	Standard	Value
mechanical operation	IEC 60512-9-1	≥500 mating cycles
Materials	Standard	Value
insert		PA
contacts		CuZn (brass)
contact plating		Ag (silver)
color		black

Alle technischen Daten wurden unter Laborbedingungen ermittelt und können im Praxisbetrieb abweichen. Es handelt sich bei den Angaben weder um Beschaffenheits- noch um Haltbarkeitsgarantien.  
All technical data have been measured in a laboratory environment and can be different during practical usage of the product. Any product information is for descriptive usage only and not legally binding; particularly the information does not constitute or provide any legal guarantees ("Beschaffenheitsgarantie" or "Haltbarkeitsgarantie").



Kontakteinsatz nur passend in spezielle Gehäuse C146 XXX024 XXX 3  
contact insert only to be assembled in special housings C146 XXX024 XXX 3

Gewicht (errechnet) / Calc WT: 111 g	Zul. Abw./Tolerances:	Maßstab / Scale: 1:1 (1:2)	A3	
Prüfmaß / Testdimension	ISO 2768-m	CUSTOMER DRAWING		
Teileindex / Partindexnumber:	DIN / ISO 13715	Stifteinsatz 16+2-Pol + PE		
Bagatelle change:	Gez. 28.05.2015	pin insert 16+2 pole + PE		
	Drawn jhoennige			
	Status Released			
	Gepr. 18.06.2018			
	Checked MGRIMM			
	<b>Amphenol Tuchel Industrial GmbH</b>	Blatt / Sheet 1		
03 201800253 15.06.2018 PWÖLF		M C146 10A016 002 3		
02 201500909 25.02.2016 MTOLK		1 Bl.		
Index Änderung / Description Datum / Date Name		Ers. f. / Replacement for: M-C146 10A016 002 3 Rev01		

Coping of this document and giving it to others and the use or communication of the contents thereof, are forbidden without express authority. Offenders are liable to the payment of damages. All rights are reserved in the event of the grant of a patent or the registration of the utility model or design.

Weitergabe sowie Vervielfältigung dieser Unterlage, Verwertung und Mitteilung ihres Inhalts nicht gestattet, soweit nicht ausdrücklich zugestanden. Zuwiderhandlungen verpflichten zu Schadenersatz. Alle Rechte für den Fall der Patenterteilung oder Gebrauchsmuster-Eintragung vorbehalten.

FAI2017-0024-80  
NXM-V04